

# Scheduling to Success

THE SAMPSON COUNTY STANDARD



# Introductions

- Nicole Peterson – Director PreK – 8th Grade Education  
nellis@sampson.k12.nc.us
- Melanie Smith – Principal of Plain View Elementary  
melaniesmith@sampson.k12.nc.us
- Matt McLean – Principal of Clement Elementary  
mmclean@sampson.k12.nc.us



“The master schedule is to a school what grading policies are to teachers and classrooms. It reveals the true beliefs, attitudes, values, and priorities of the school. The school’s master schedule is like looking at an MRI of the inner workings of a school. It is the window to the soul of the school.”

"The Master Schedule: A Culture Indicator", (NASSP)



# Why Scheduling Work?



**Unity is strength...  
when there is  
teamwork and  
collaboration,  
wonderful things can  
be achieved.**

QUOTEHD.COM

**Mattie Stepanek**  
American Poet

# OUR TIMELINE



Research and Best Practices on Elementary Schedules, Review Data Collection from Schools

March

Develop non-negotiables as Principal team, Review BEP Schedule research

April

Review EC, ESL (pull out) Schedule research, Review Intervention/Enrichment/Remediation research

May

Work Session on Schedules

June/July

# Vision



- Maximum use of time
- Common Planning for Teachers
- Time for interventions
- Strategic Placement of Students (EVAAS Data)
- Teachers in most impactful assignments (“the right people in the right places on the bus”)

# Things to Avoid

---

- Chopped Up Scheduling
- No Common Planning
- No Intervention Block
- RED Teachers for students multiple years
- K-2 Switching Classes

# Resources

School Scheduling Associates - we utilized this book as our main resource in principal PLCs.

[https://www.schoolschedulingassociates.com/?\\_sm\\_au\\_=iVVqM34rsk47tJvHqcp1NKtjgs70M](https://www.schoolschedulingassociates.com/?_sm_au_=iVVqM34rsk47tJvHqcp1NKtjgs70M)

<https://docs.google.com/spreadsheets/d/1DKQFIqlsJvFwRuW-KaXywP3kqzZWvXeWYEvopu-yT1k/edit#gid=222271401>





Be Strategic

Be Creative

Be Clear



# Where to Start...



**Teachers—Do I  
need to make  
moves?**



**Problems with  
Current Schedule**

Get a Sample Schedule for  
this year from each Grade  
level and create an ideal  
schedule for each grade  
level---How can you modify  
your matrix to make this  
vision happen?

Staff Survey---Do they have  
suggestions?



**Rosters**



# Teacher Moves?

- Be Strategic
- Is there a leader on each team?
- Is the team ineffective? EVAAS data

# Be Strategic

No student should have a Red teacher back to back years...

Rising 8 <sup>th</sup> Grade Student	Teacher Assignment			Student's Projected Achievement Group (Low/Middle/High)
	6 <sup>th</sup> Grade Teacher	7 <sup>th</sup> Grade Teacher	8 <sup>th</sup> Grade Teacher	
Jing, Mi	Anita Hand	Hazel Knutt	Walker	HIGH
Fajardo, Viviana	Holly Daye	Reed Toomey	Walker	HIGH
Rucker, Melvin	Gail Wynne	Brock Lee	Daye	HIGH
Roberson, Jasmine	Gail Wynne	Alma Knack	Daye	LOW
Chapman, Reed	Anita Hand	Reed Toomey	Walker	HIGH
Page, Jeb	Anita Hand	Brock Lee	Walker	LOW
Parker, Deon	Holly Daye	Brock Lee	Walker	LOW
Abrego, Aimee	Holly Daye	Alma Knack	Anger	LOW
Khawaja, Sunita	Gail Wynne	Alma Knack	Daye	LOW
Boston, Yolanda	Anita Hand	Hazel Knutt	Anger	MIDDLE
Baxter, Rashad	Gail Wynne	Brock Lee	Daye	LOW
Matias, Zachary	Holly Daye	Reed Toomey	Anger	MIDDLE
Sultan, Nikhil	Anita Hand	Hazel Knutt	Anger	MIDDLE

mentor BT

# District Expectations

---

K-2

- **90 minute Reading block consistent in K-2**
- **60 minute minimum math block**

3<sup>rd</sup>-5<sup>th</sup>

- **90 minutes Reading and Math block**
- **Dedicated time for Science in 5th**

**Pull-outs during core subjects**

- **Protected first 50% of class period for direct instructions**

# The Process

Start with the “BIG ROCKS” of the schedule!

Total number of minutes in the school day

- Intervention/Enrichment
- Reading
- Math
- Lunch/Recess




## How many minutes is your school day?


360



420



390



425



Some other time




# Intervention Times

---


- **Use of Teacher Assistants and/or BEP/Support personnel**
- **Intentional Intervention Block**
- **Standard Treatment Protocol**



## How many minutes does your school allocate for Intervention/Enrichment



## How many minutes does your school allocate for Specials/Resource/Enhancement




# Encore/BEP Schedules

- Designed to provide common planning per grade level
- No class maximums (example 3 BEP groups for 4 homerooms)
- Use TAs to cover or increase Planning



## How many minutes does your school allocate for Lunch and Recess



# Special Populations Considerations

## DO NOT Pull out of CORE!

- **When is your Core?**

## EC

- Remember EC should not direct your schedule!
- EC teachers are certified to teach entire reading block—this is not a recommendation just INFO
- EC teacher will have to run multiple groups at once!
- Help the EC teacher make their schedule—sit with them and guide them


## AIG

- **4<sup>th</sup>/5<sup>th</sup> Cluster them together**
- **Can AIG be a BEP/Pull out?**


## ESL/Therapy Services

- Schools vary with services so this is going to be a very autonomous decision as to service times but again you need to sit with ESL teacher and guide them directing them to Core instruction and avoiding pulling from Core at all costs


## How many minutes does your school allocate for Reading



## How many minutes does your school allocate for Math




## How many minutes does your school allocate for Science






## How many minutes does your school allocate for Social Studies



## How many minutes does your school allocate for Homeroom



# The Sampson Standard (Minimum)

- 120 minutes of Reading (150 in K-3)
- 60 minutes of Math
- 45 minutes of Intervention/Enrichment
- 45 minutes of BEP/Resource/Specials/Enhancement
- 30 minutes of Science (60 mins 5th Grade)
- 30 minutes of Social Studies
- 55 minutes of Lunch/Recess
- 5 minutes of homeroom (SEL)
- 420 total minutes of instructional time



# The Next Step

- Work Session with “stakeholders” to craft schedule based on minutes determined for each grade level/subject



# Feedback and Finalizing

- Share Matrix with SIT/SLT
  - Get feedback--Are there any issues?
- Share Rosters with AP
  - Get feedback---have them search for issues and problems

Do not share final rosters or teacher assignments until week of Open House—if you share too early it will be a headache for you.



# *School Based Stakeholders*

- School Improvement Team
- Teachers w/”Scheduling Gene”
- Instructional Coach
- Data Manager
- Counselor



What are your  
expectations?  
Issues to  
Overcome?

---

Share....

---

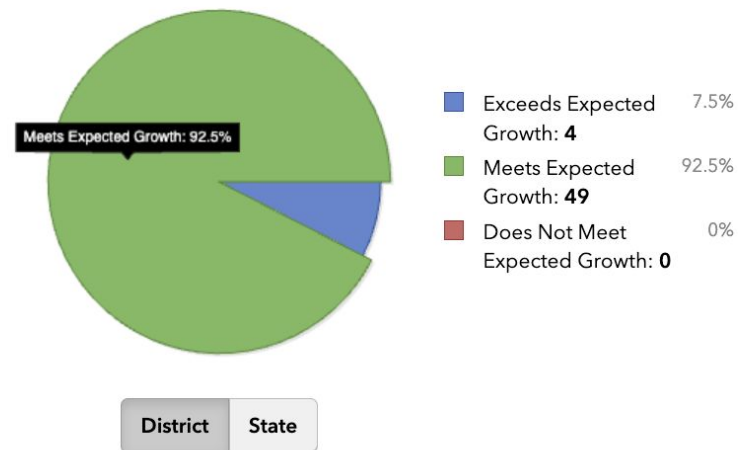
# Results

## Teaching Effectiveness

### Reading Subjects 2023

Read Gain (3, 4, 5)

Growth Indicator	District	State
Exceeds Expected Growth	<u>4</u>	697
Meets Expected Growth	<u>49</u>	11,819
Does Not Meet Expected Growth	0	567





01:58:21

Webcam Meeting Info Hide Menu Bar

File Edit Share View Audio & Video Participant Meeting Help

SBE\_Audio

Captoneer - Christy Walker

Layout

Viewing martin, lou's screen

72%

View Meeting of the N... Attachment.aspx

simileboardsolutions.com/MeetingAttachments.aspx?S=10399b487=365760&MO=143115

Google Maps

Attachment.aspx 17 / 26 100%

## Gains for 3<sup>rd</sup> Grade

- Lincoln and Iredell-Statesville:
  - Demonstrated a high percentage of growth from BOY to EOY
  - Above state in growth and EOY composition
- Lincoln:
  - 2<sup>nd</sup> grade: 16% to 69%
  - 3<sup>rd</sup> grade: 3% to 63%
- Iredell-Statesville:
  - 2<sup>nd</sup> grade: 12% to 68%
  - 3<sup>rd</sup> grade: 3% to 63%

REACHED 63% PROFICIENCY. AND THE IN IREDELL-STATESVILLE T SAME THING, 68% FOR SECOND GRADE, AND THIRD GRADE WAS 63% PROFICIENCY. SO AGAIN, THEY ARE JUST TOTAL



Connect audio

Stop video

Share



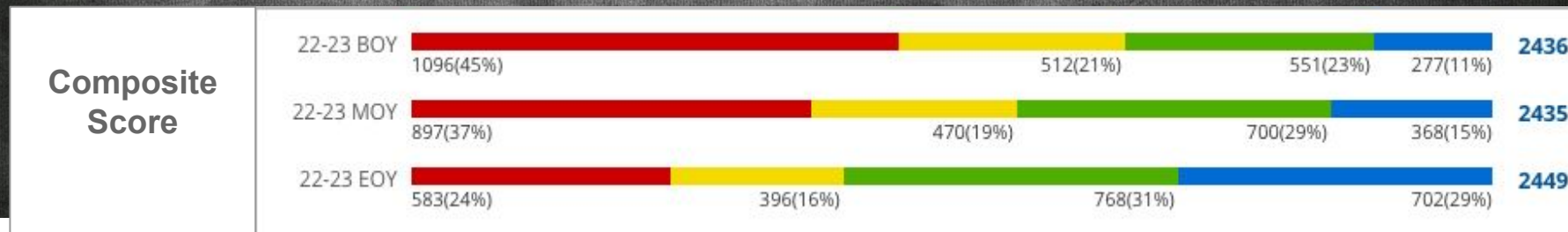
Participants

Chat

# SCS K-3 Blueprint

mCLASS K-3 Reading Screener Data

SCS District-Wide K-3 2022-2023



2022 BOY: 71% at increased risk, 29% at minimal risk

2022 EOY: 44% at increased risk, 56% at minimal risk

2022-2023 BOY: 66% at increased risk, 34% at minimal risk

2022-2023 EOY: 40% at increased risk, 60% at minimal risk



# Questions?

- Nicole Peterson–Director PreK–8th Grade Education  
nellis@sampson.k12.nc.us
- Melanie Smith–Principal of Plain View Elementary  
melaniesmith@sampson.k12.nc.us
- Matt McLean–Principal of Clement Elementary  
mmclean@sampson.k12.nc.us

